

OmniVision Technologies Wedbush Silicon Valley Bus Tour

December 2010

Safe harbor statement

- ▶ Except for historical information, the matters discussed in this presentation may contain forward-looking statements that are subject to risks and uncertainties. These risks and uncertainties could cause the forward-looking statements and OmniVision's actual results to differ materially. In evaluating these forward-looking statements, you should specifically consider various factors, including the factors listed in the "Risk Factors" section of the Company's most recent annual report filed on Form 10-K and most recent quarterly reports filed on Form 10-Q. These factors may cause the Company's results to differ materially from any forward-looking statement. Forward-looking statements are only estimates and actual events or results may differ materially.
- ▶ OmniVision disclaims any obligation to update information contained in any forward-looking statement.

Investment Highlights

- ▶ Leading CMOS image solutions provider
- ▶ Advanced proprietary technology
- ▶ Offering industry's broadest imaging product portfolio
- ▶ Solid balance sheet

Growing addressable market opportunity

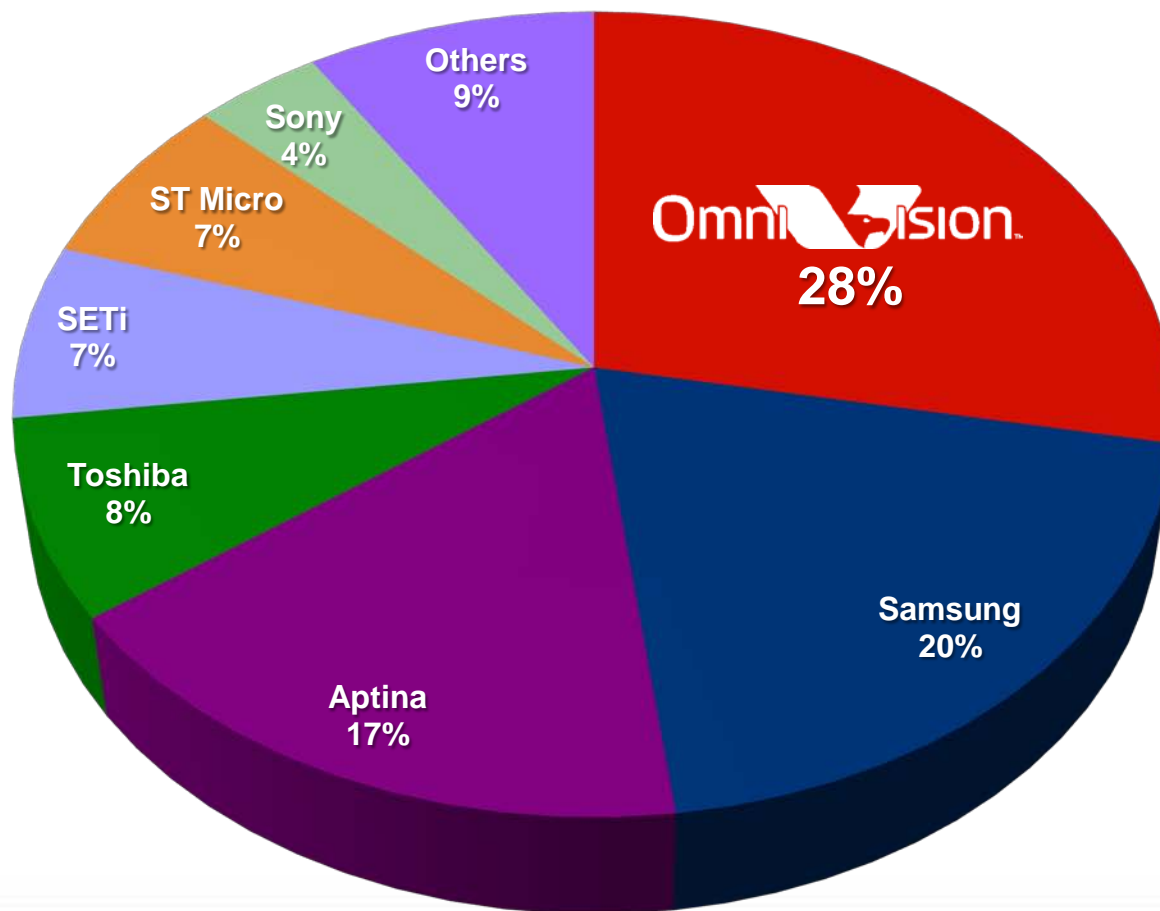
CMOS sensor shipment forecast – all markets



Source: TSR, CCD/CMOS Report, June 2010

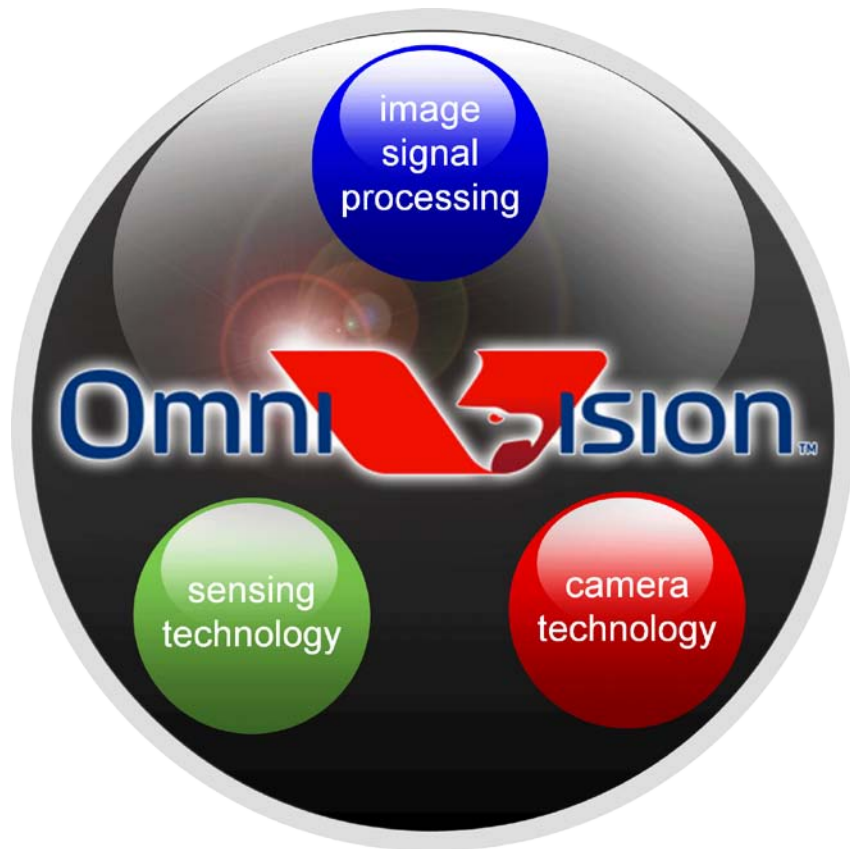
Market leader in CMOS image sensors

CY 2009 CMOS unit shipments



Source: Yole Développement, March 2010

Market strategy



- ▶ Complete camera solutions
 - Sensor arrays
 - Optics / camera technology
 - Image Signal Processing (ISP)
- ▶ Agile business model
 - Customized solutions for target markets
- ▶ Complementary technologies with strategic partners
 - Reference designs and development boards speed time-to-market

Technology Focus: OmniPixel3-HS™

- ▶ True-to-life color reproduction
- ▶ High sensitivity
 - Up to 960 mV/lux-sec – 1.75 μm pixels
 - Up to 3300 mV/lux-sec – 3 μm pixels
 - Up to 12000 mV/lux-sec – 6 μm pixels
- ▶ Sub-VGA to 9-megapixel resolutions
- ▶ Quality exceeds CCD sensors

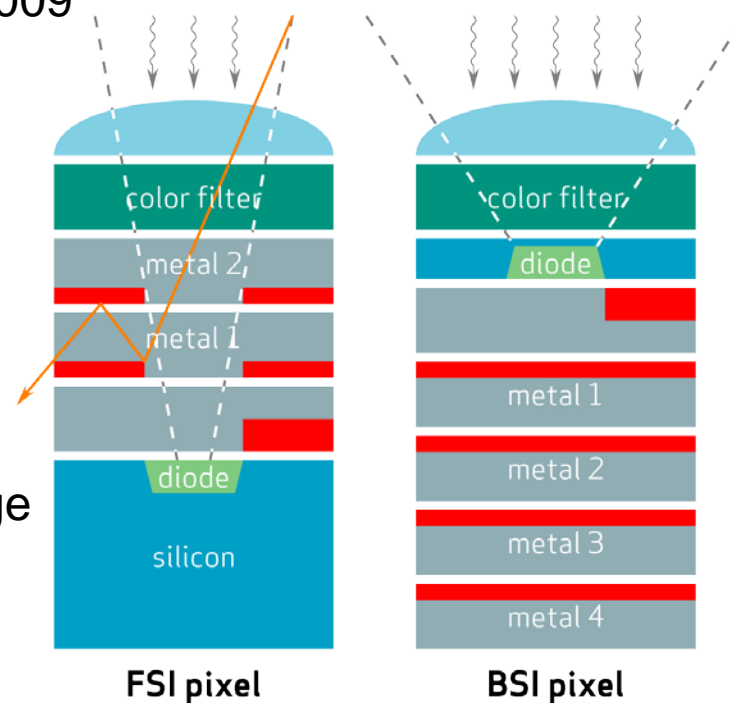
Technology Focus: OmniBSI™, OmniBSI-2™

Generations of BSI pixel technology leadership

- ▶ OmniVision was first to commercialize backside illumination technology
 - OmniBSI™ in production since mid 2009
 - Millions of units shipped

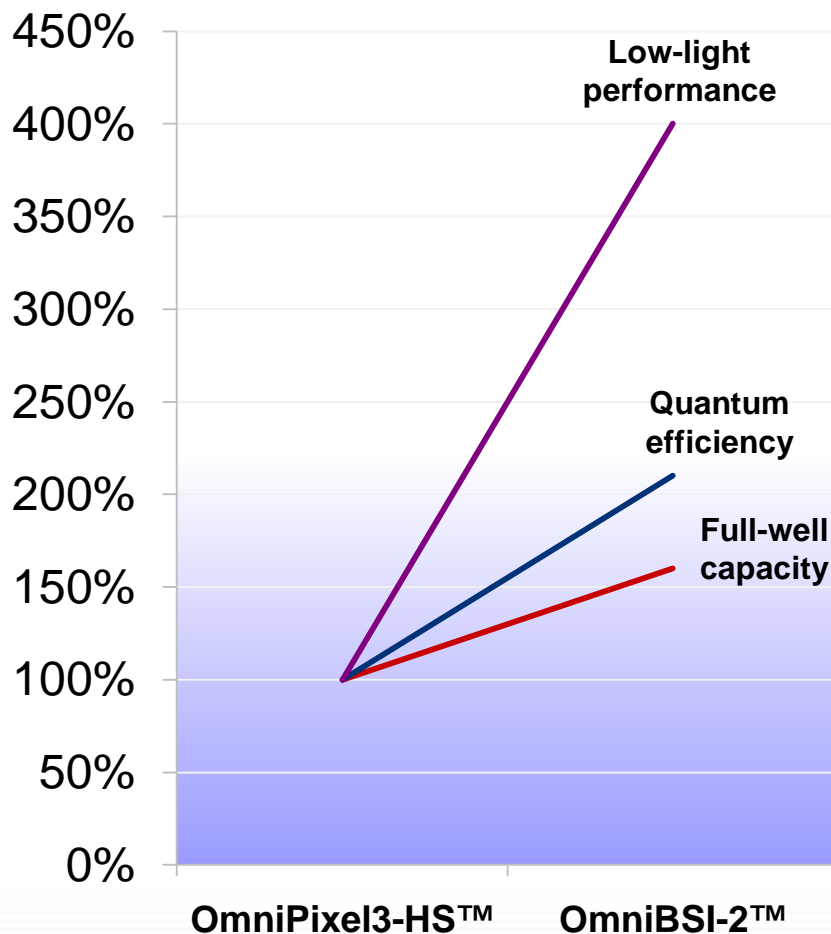
- ▶ OmniBSI-2™ technology introduced February 2010
 - Technology demonstrations now

- ▶ Continuous commitment to lead the image sensor industry in BSI technology



OmniBSI™ technologies

Outstanding performance improvements



- ▶ Best-in-class low-light performance
 - Expand market applications
 - Flash not required or used less often
 - Retains colors in low light conditions
 - Enables video in low light conditions
 - Enables fast shutter speed, minimizes motion blur
- ▶ Better quantum efficiency
 - Better sensitivity
- ▶ More full-well capacity
 - Improved dynamic range
- ▶ Other benefits
 - Smaller pixels, higher resolution
 - Wider CRAs, thinner cameras


OmniVision product portfolio

▶ Industry's broadest CMOS image sensor portfolio

- Over 100 product variants shipping into 7 markets
- Resolutions from CIF through 14 MP
- Most native and video-optimized HD sensors
- System-on-chip (SoC) and Raw sensors
- CameraCube™ – complete camera solutions

▶ Market optimized sensors

- Low-light sensitivity
- High dynamic range
- High frame rates
- Market specific features and interfaces




Target markets



**Smart phones –
approaching 50% market
share ****



**Security & surveillance –
market size expected to
increase 85% by 2013***



**Notebook & webcam –
unit demand expected to
nearly quadruple by
2013***



**Automotive imaging –
CMOS sensors forecast
to dominate auto camera
market with 85% share by
2013***



**Entertainment – Unit demand
expected to nearly quadruple
by 2013***



**Medical imaging – Market
expected to triple by
2013***



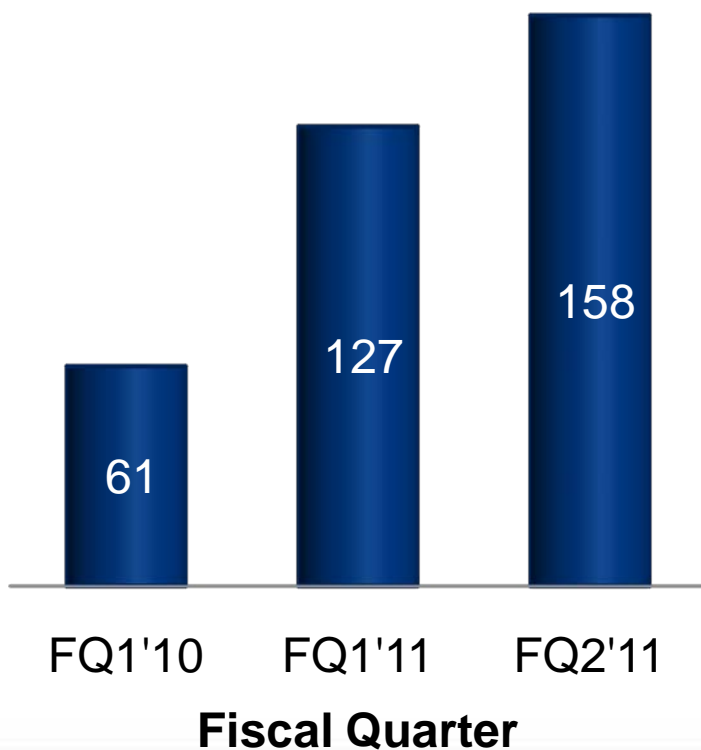
**Digital still & video cameras –
CMOS sensor shipments expected
to triple by 2013***

* Source: TSR June 2010

** Company estimate

OmniVision in mobile phones

Mobile Phone Revenue (\$M)

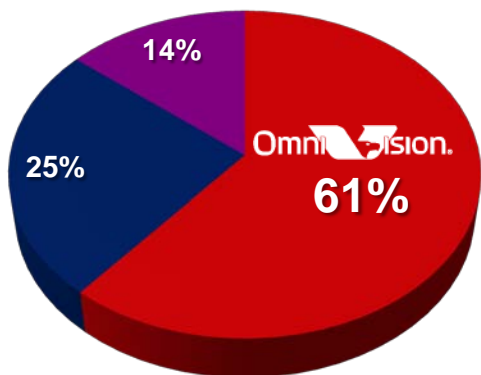


- ▶ Smart phones – driving growth
 - Strong 5MP, 8MP revenue growth
 - Approaching 50% market share
- ▶ Industry's best image quality
 - OmniBSI™ architectures
 - TrueFocus™ ISP
- ▶ Industry's smallest profile camera solution
 - CameraCube™ technology
- ▶ Wide product range
 - from CIF to 14-megapixel

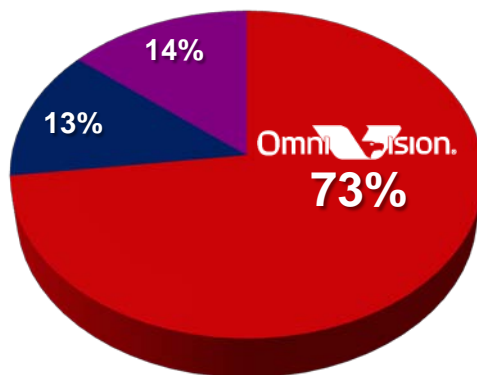
Emerging market leadership

CY 2009 CMOS unit shipments

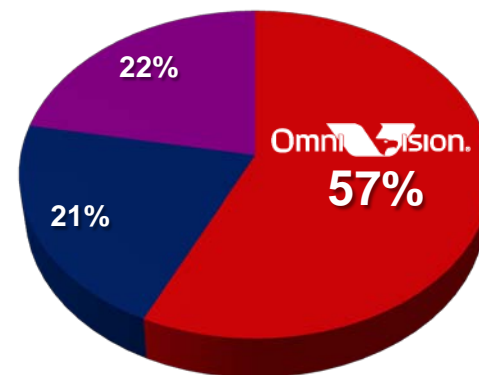
Notebook PC/Webcam



Security

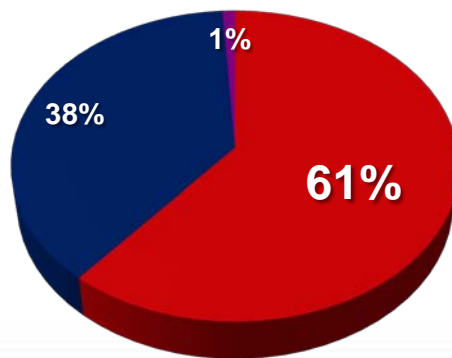


Automotive



Source: TSR, CCD/CMOS Report, June 2010

Entertainment †*



† Source: TSR, CCD/CMOS Report, June 2010
OmniVision market data August 2010

* Games/Toys + Portable Multimedia Players

OmniVision quarterly revenues

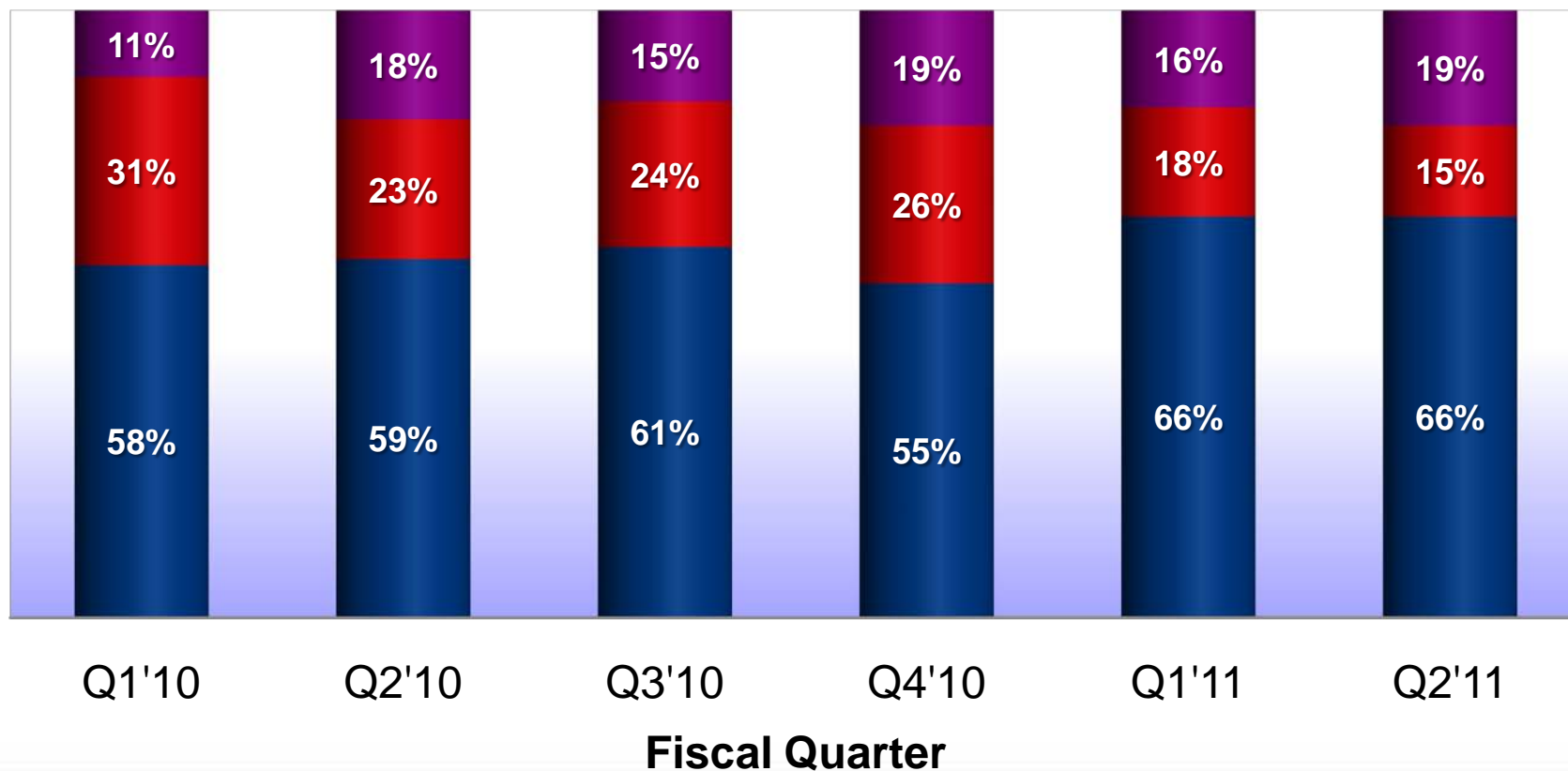
Fiscal quarter



Revenue breakout by market

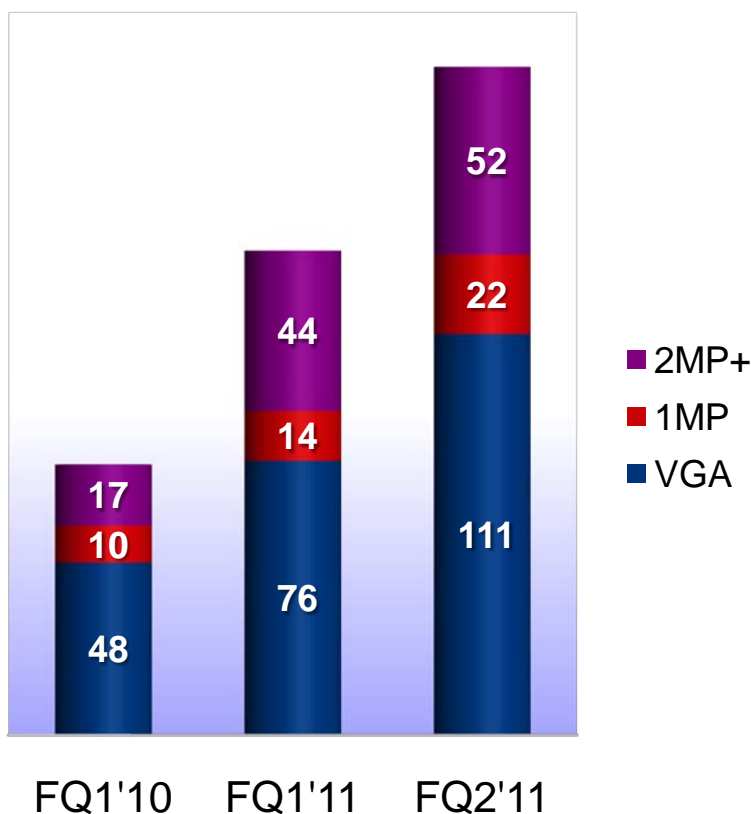
Smart phone category driving mobile phone growth

■ Mobile Phone ■ Notebook / Webcam ■ Other



OmniVision unit shipments

Millions of units (Mu)



- ▶ Product mix shifting to higher resolution
- ▶ Smart Phone category driving mix
- ▶ BSI enabling shift to higher resolutions
- ▶ 5 meg BSI leading the growth
- ▶ Strong 8 meg BSI, 3 meg and 2 meg

Financial results

Non-GAAP Earnings Snapshot

Amount (\$M)	F1Q10	F2Q10	F3Q10	F4Q10	F1Q11	F2Q11
Revenues	105.6	183.3	156.9	157.2	193.1	239.5
Net income ⁽¹⁾	(3.9)	14.3	10.8	10.0	22.4	34.2
EPS (\$) ⁽¹⁾	(0.08)	0.27	0.20	0.18	0.39	0.58

(1) Non-GAAP metrics exclude stock-based compensation expense and related tax effects

Financial results

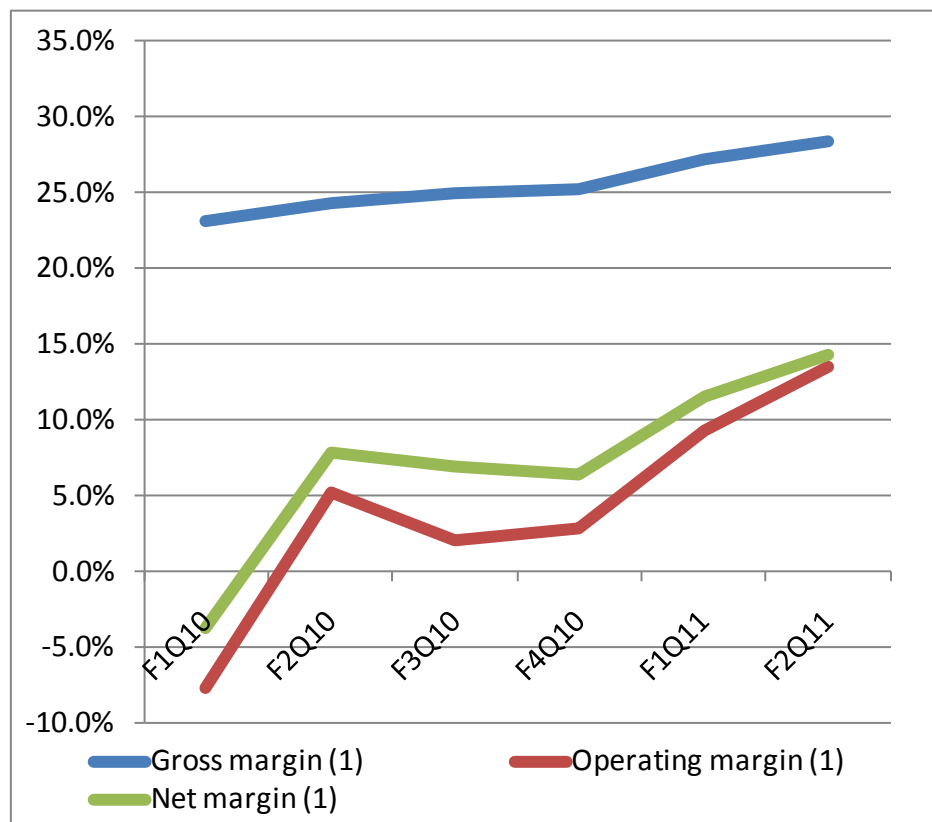
F2Q 2011 Key Balance Sheet Metrics

Amount (\$M)	F2Q 2011	F4Q 2010
Cash and short-term investments	\$396.7	\$333.6
Shipments (Mu)	185	125
Accounts receivable	\$113.1	\$74.3
DSO (days)	43	42
Inventories	\$121.3	\$134.0
Inventory turns (multiples)	5.6 X	3.5X

Financial results


Gross margin and profitability

- ▶ In FY09, we focused on conserving cash to weather the economic downturn
- ▶ In FY10, we focused on expanding gross margin and profitability of the business
- ▶ In FY11, we focus on future growth and profitability



(1) Non-GAAP metrics exclude stock-based compensation expense and related tax effects

In Summary



- **Leading CMOS image solutions provider**
- **Smart phone camera technology leader**
- **Proprietary technology**
- **Solid balance sheet**
- **Focus on driving future growth & profitability**